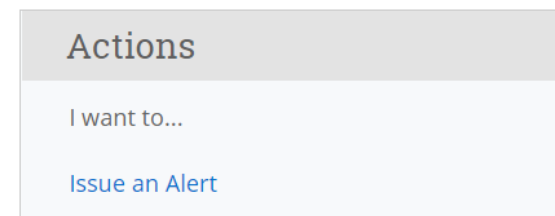
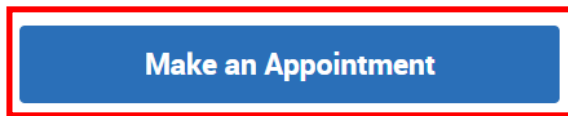
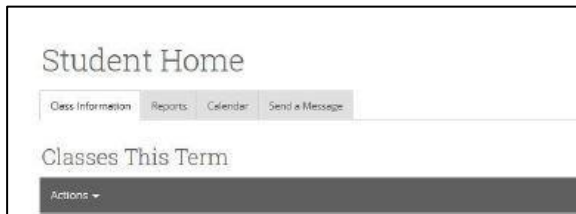


Scheduling an Appointment through Bulldog Connect

Step 1:

Sign in to your [MyFresnoState](#) portal and select “Bulldog Connect” under the “My Menu” tab

MyFresnoState → Bulldog Connect



Step 2:

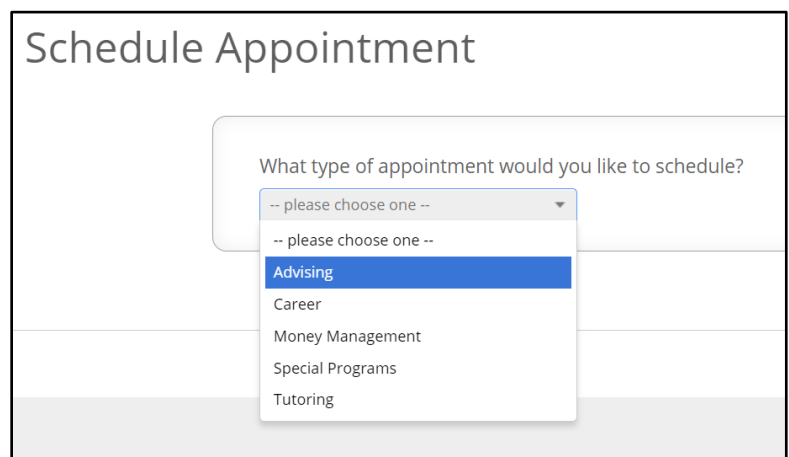
Once you are at your “Student Home” portal on Bulldog Connect select the blue button labeled “**Make an Appointment.**”

This will take you to the “Schedule Appointment” tab.

Step 3:

For the type of appointment you would like to schedule, select “**Special Programs.**”

Select “**Special Programs**” as why you would like to see someone.



Step 4:

When asked to pick a service for your Appointment, select most relevant reason for your appointment.

The screenshot shows a web form titled "Schedule Appointment". It contains three dropdown menus. The first is labeled "What type of appointment would you like to schedule?" and has "Special Programs" selected. The second is labeled "To help you find a time, please tell us why you'd like to see someone." and has "Veterans Resource Center" selected. The third is labeled "Pick a Service for your Appointment" and is currently open, showing a list of options: "-- please choose one --", "Advising/transfer questions", "Cal Vet Fee Waiver questions", "Certification", "Incoming student questions", and "VA benefit application questions".

Step 5:

For the Location for your Appointment select the Veterans Resource Center.

Select your advisor to be one of the following Veterans Resource Center staff:

Christy Gorden or Robyn Gutierrez

The screenshot shows the "Schedule Appointment" form at a later stage. The "Pick a Location for your Appointment" dropdown menu is now set to "Veterans Resource Center". Below it, the "Pick an Advisor" dropdown menu is open, showing two options: "Gutierrez, Robyn" and "Gorden, Christy", with "Gorden, Christy" selected. At the bottom of the form, there are "Back" and "Next" buttons.

Step 6:

You will now be able to see available times and dates for appointments. Find the date that works best for you and select an available time.

Times From March 24 To March 28

Tue, Mar 24	Wed, Mar 25	Thu, Mar 26	Fri, Mar 27	Sat, Mar 28
Morning 3 Available	Morning 2 Available	Close 10:30am 11:15am	Morning 2 Available	Morning N/A
Afternoon N/A	Afternoon 3 Available		Afternoon N/A	Afternoon N/A

* All times listed are in Pacific Time (US & Canada). refreshed at 10:55am PDT.

Don't see the time you're looking for?

[View Drop-in Times](#) or [Request Appointment](#)

Step 7:

Review your appointment details to make sure they are correct and **enter a comment** regarding what you would like to discuss.

Select **“Confirm Appointment”** to finish scheduling your appointment.

Appointment Details

Who: [Redacted] k with [Redacted]
Why: Academic/Personal Support

When: Thursday, March 26
10:30am - 11:15am

Where: CHHS Advising & Career Development Center (meeting via Zoom)

Additional Details

This appointment will be conducted via Zoom. Once you confirm your appointment through Bulldog Connect your advisor will send an email invite via Google Calendar with the link to the Zoom session. You will need to use this link to access your appointment at the time scheduled.

Is there anything specific you would like to discuss with Robert ?

Comments for your staff...

Send Me an Email
 Send Me a Text
Please provide your mobile number
Phone Number

[Back](#) [Confirm Appointment](#)